

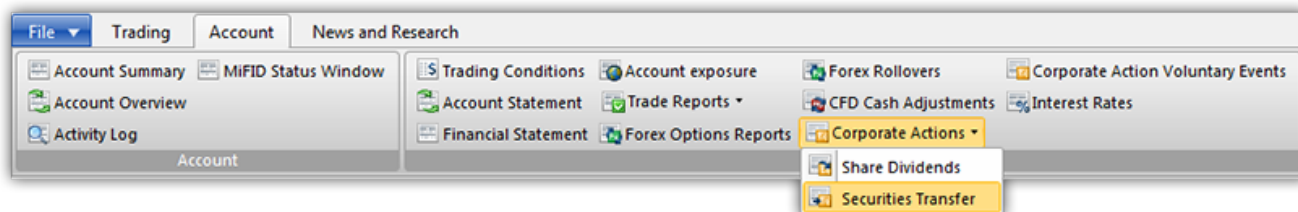
## To request a Security Transfer in or out of Saxo Bank

Security Transfers at Saxo Bank are only accepted through the online request module. To access that module please proceed as follows:

### SaxoTrader

1. Select Security Transfers under the Account tab:

Account > Corporate Actions > Securities Transfer



2. You will be asked for the following information:

- a. **Client information at Saxo Bank:**


- i. Select **STOCKS** or **BONDS**. Stocks and bond transfers need to be processed in two separate requests.
- ii. Indicate if you are transferring into or out of your account at Saxo Bank.

- b. **Bank / Broker Details:**

- i. Full name of the Bank/Broker delivering/receiving from/to Saxo Bank,
- ii. Name & contact details of your contact at the bank/broker.

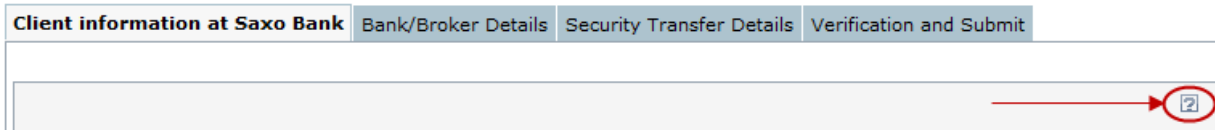
*Please ensure the information is all accurate to prevent delays!*

- c. **Security Transfer Details:**

- i. Select your required instrument. You can search by Ticker/Name/ISIN, and click Apply.
- ii. Enter the quantity and if required an indicative price for your P/L calculations. There is a cost to change this price at a later date. To add multiple lines of instruments please click the Plus sign 

A detailed version of the above can also be accessed by clicking the Help icon on the module:

## Security Transfer Request For Client 961984 Account 33000/AUSSIESH



---

### ***First Funding via Security Transfers***

On opening your account, you will receive a link to our Reset Password page and a link to WebConnect, where you can access the Security Transfer module and follow the above steps. Please note that only when you have funded sufficiently will you be provided with access to the relevant trading platform.