

Commitments of Traders: Bonds and stock indices

Speculative positioning covering the week ending
October 23, 2018

Ole S. Hansen
Strategy Team



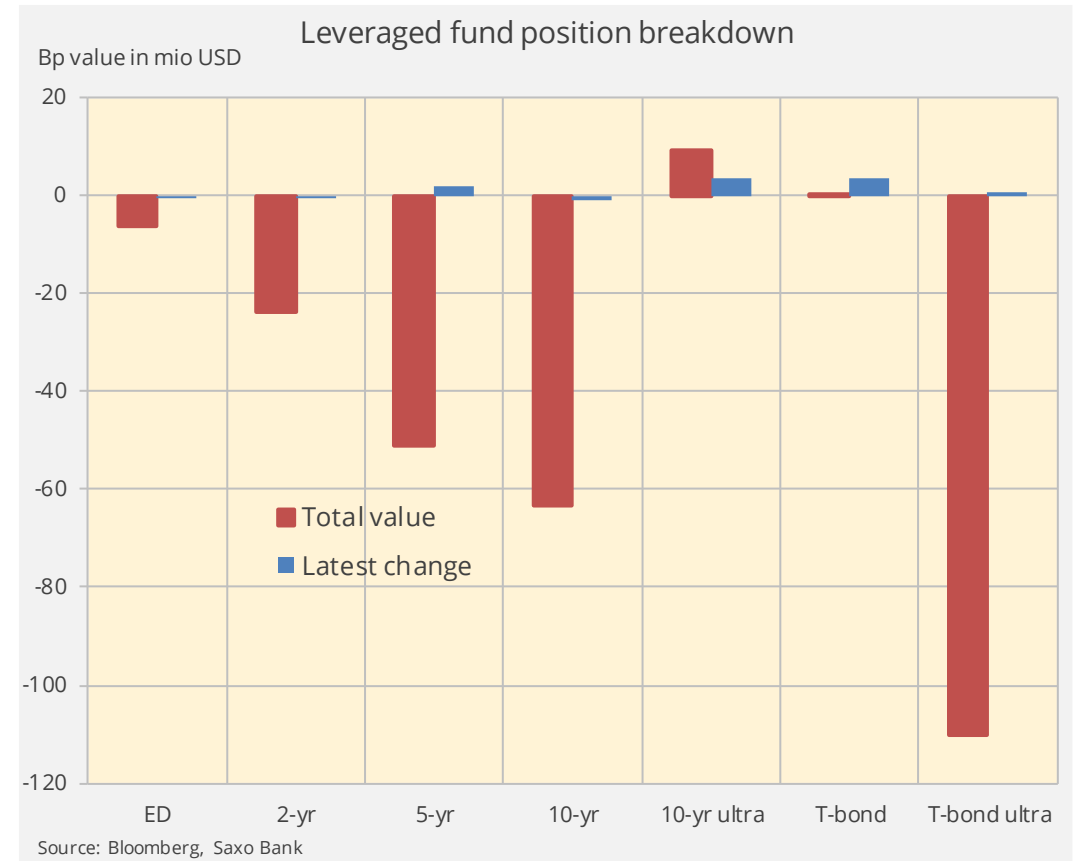
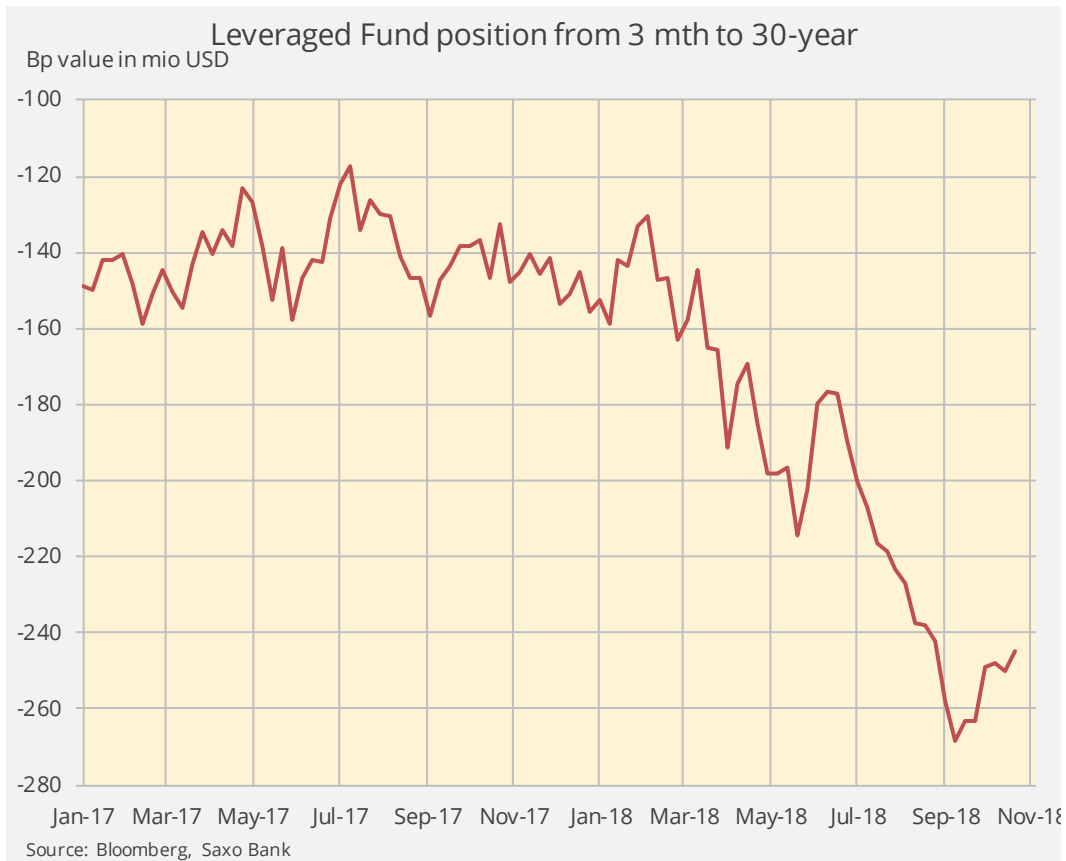
Bond futures, stock indices and VIX

23-Oct-18	Long	Change	Short	Change	Net position	Net Change	Change DV01	1 yr high	1 yr low	Rel. to year max	3-year average
30-Day Federal Funds	170,245	-23,591	227,005	3,131	-56,760	-26,722	-0.9	219,071	-118,635	-48%	-51,778
3 Month Eurodollar	903,709	-120,120	1,939,285	-44,083	-1,035,576	-76,037	-0.5	-959,539	-2,503,825	-41%	-1,295,312
US 2-yr Notes	283,363	-3,208	886,658	5,612	-603,295	-8,820	-0.3	144,727	-603,295	-100%	28,689
US 5-yr Notes	403,941	19,218	1,533,119	-23,858	-1,129,178	43,076	2.0	-401,830	-1,201,018	-94%	-652,658
US 10-yr Notes	423,860	66,411	1,294,615	77,502	-870,755	-11,091	-0.8	-62,108	-1,024,950	-85%	-223,461
US 10-yr Ultra	132,083	28,326	41,312	-7,746	90,771	36,072	3.7	169,030	28,682	54%	n/a
US T-Bonds	68,041	4,177	65,448	-13,556	2,593	17,733	3.6	56,550	-58,591	5%	-17,597
US T Ultra Bonds	39,512	-3,434	452,100	-5,793	-412,588	2,359	0.6	-302,518	-441,356	-93%	-266,370
							7.4				
E-mini SP 500	326,494	29,465	409,553	68,548	-83,059	-39,083	89%	64,889	-263,791	-31%	-219,372
Nasdaq 100 mini	60,084	13,493	63,926	11,318	-3,842	2,175	-36%	29,128	-41,190	-9%	16,610
Dow Jones mini	19,913	303	13,904	516	6,009	-213	-3%	70,767	-94	8%	35,783
CBOE VIX Index	161,073	14,712	171,376	-8,022	-10,303	22,734	-69%	92,913	-153,309	-7%	-71,206

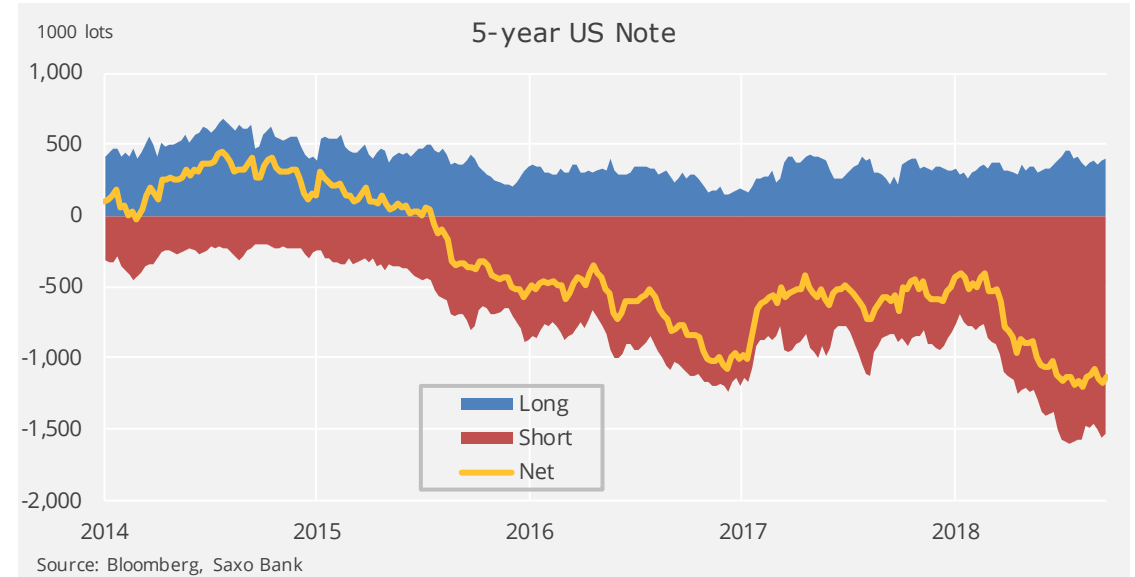
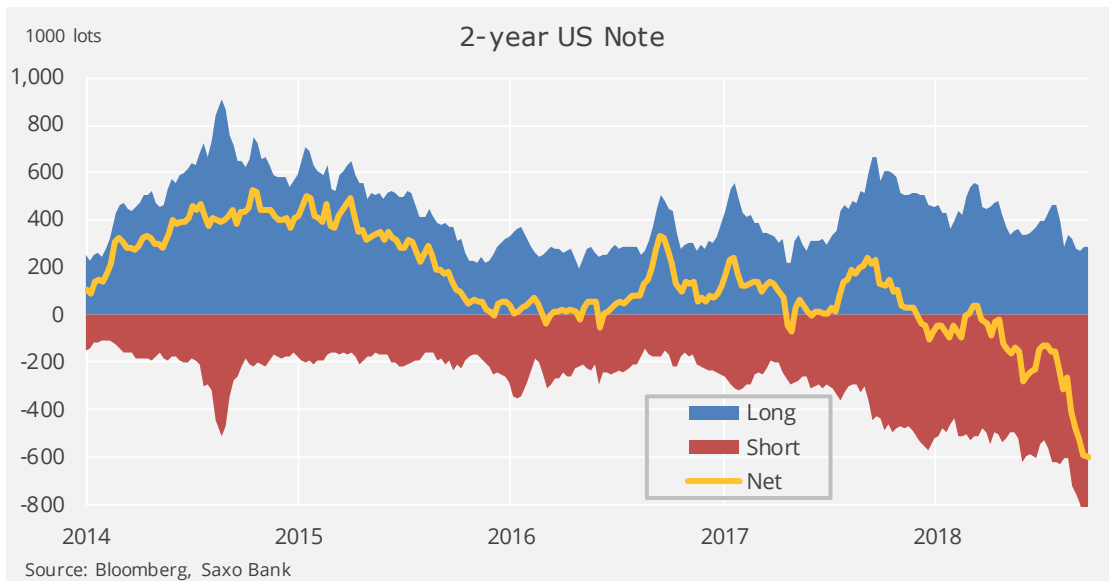
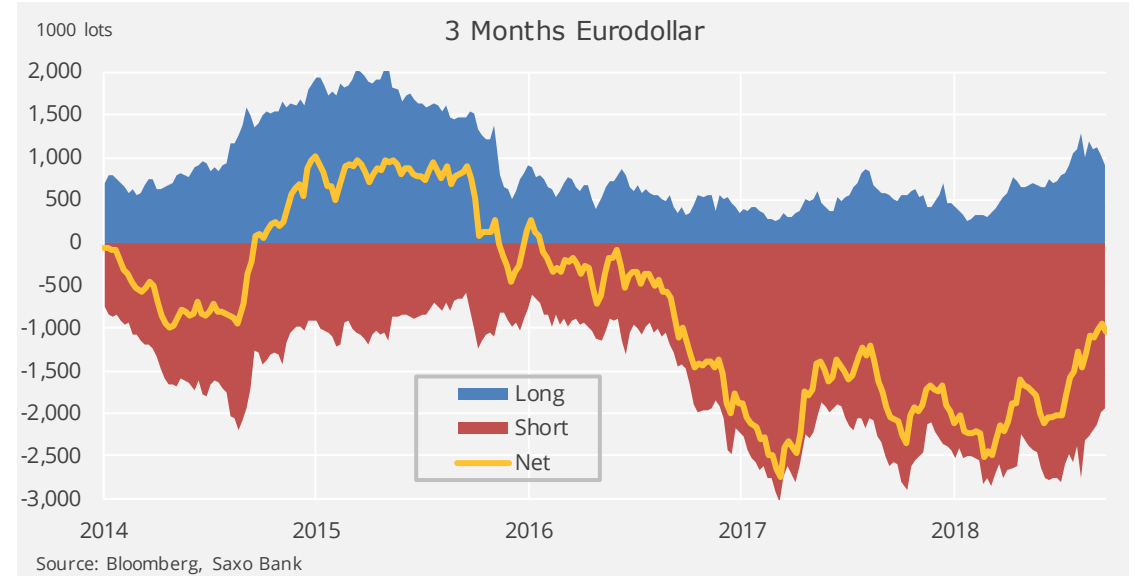
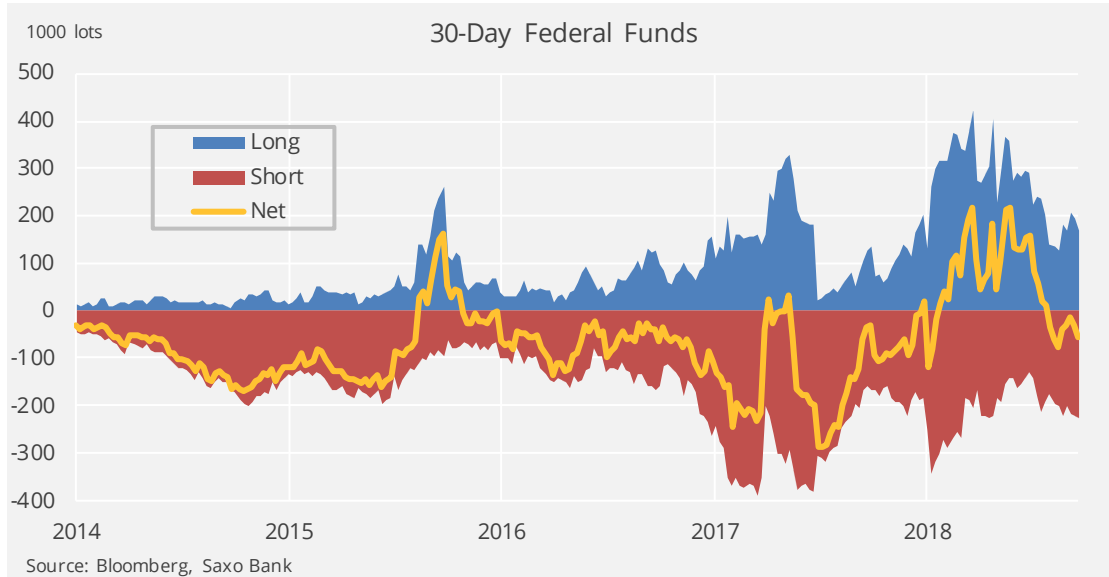
Source: Bloomberg and Saxo Bank

* DV01 = Dollar value of 1 basis point (Mio USD)

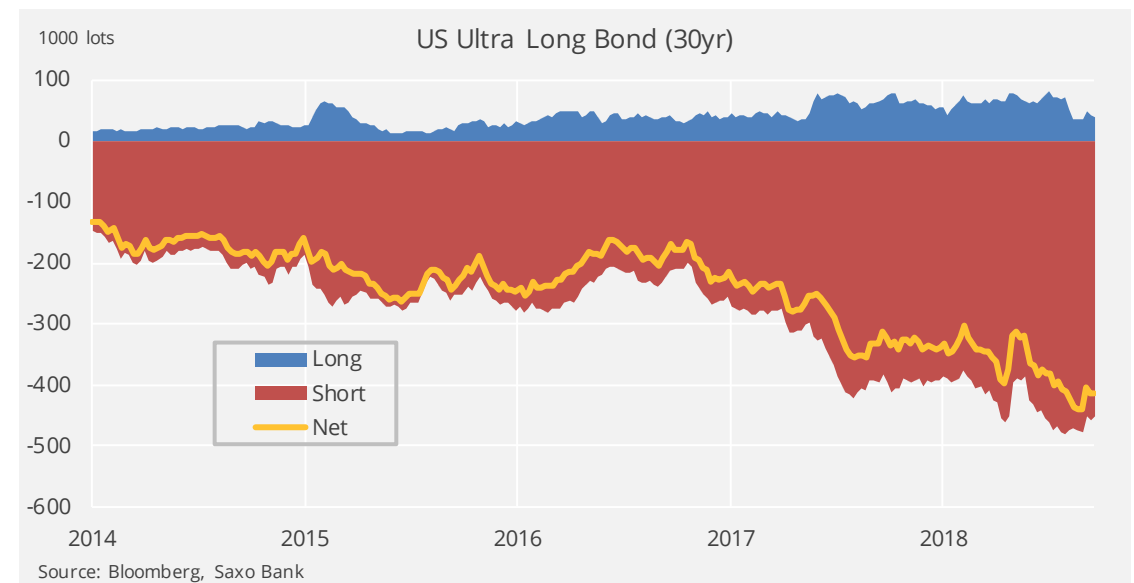
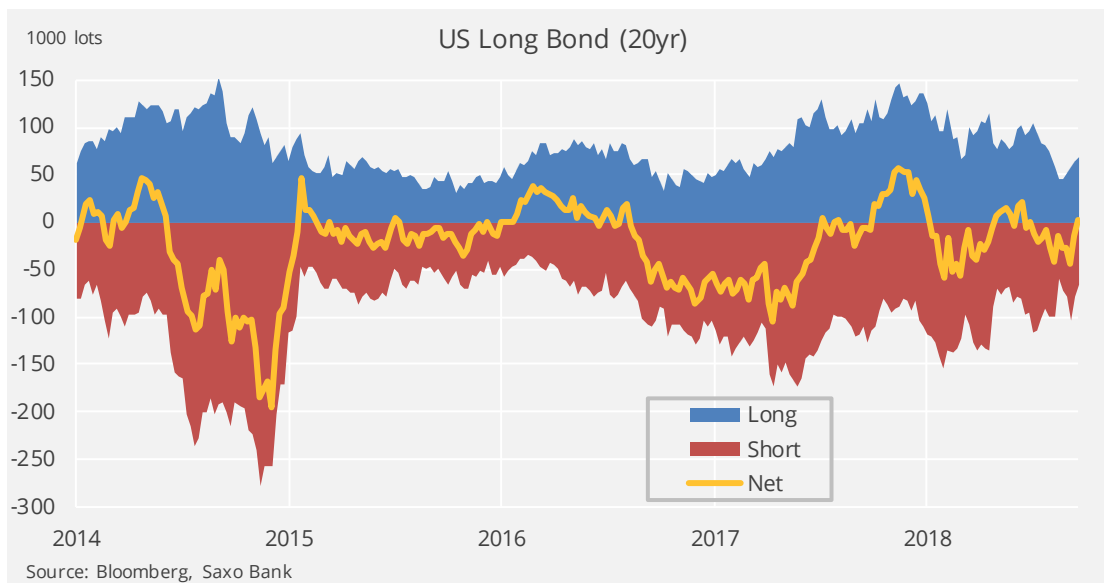
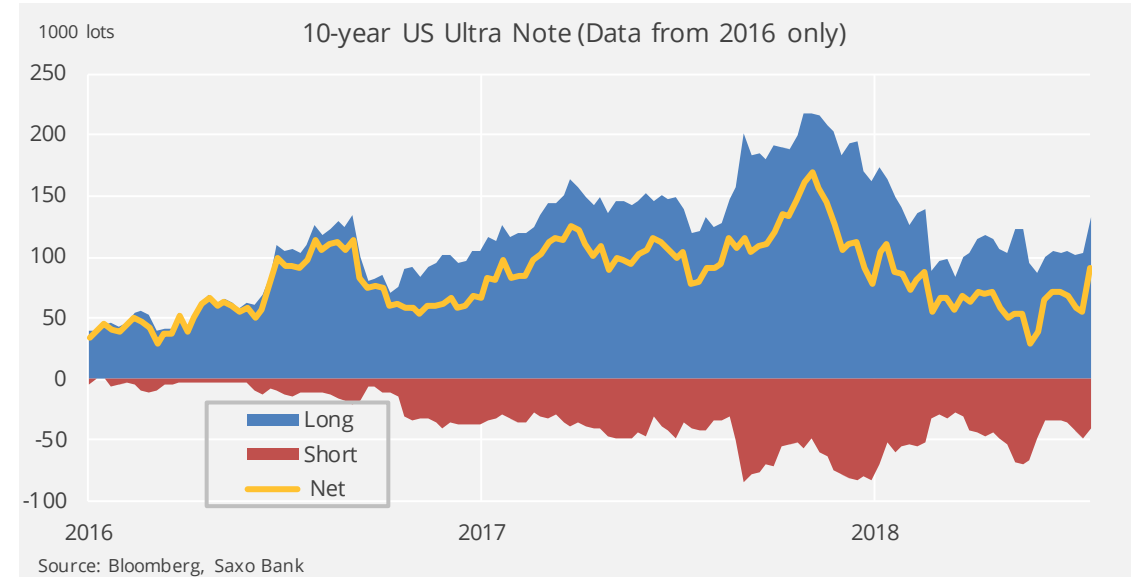
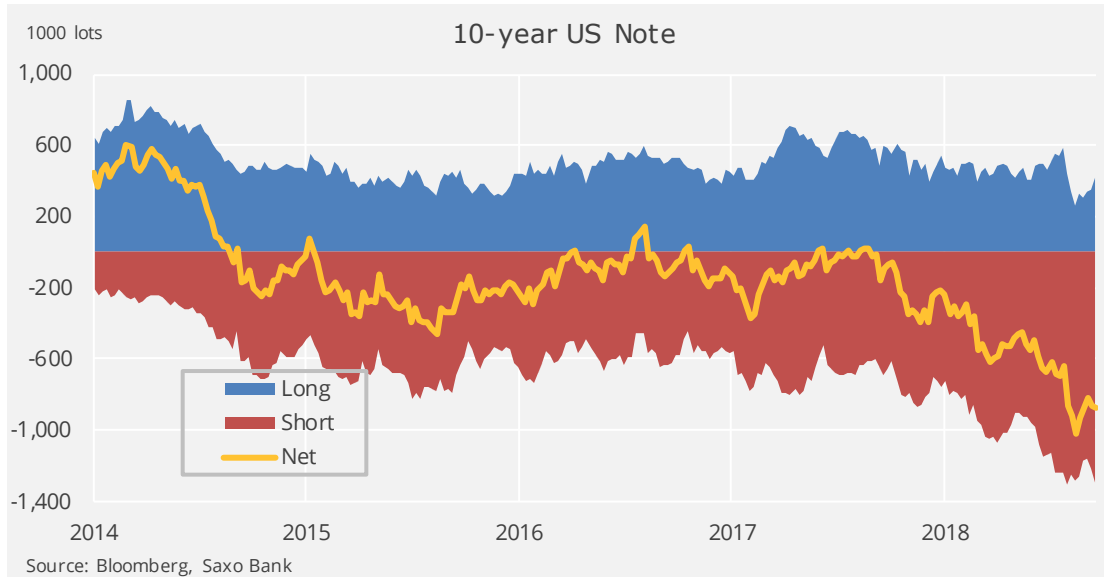
Leveraged fund position across the US yield curve



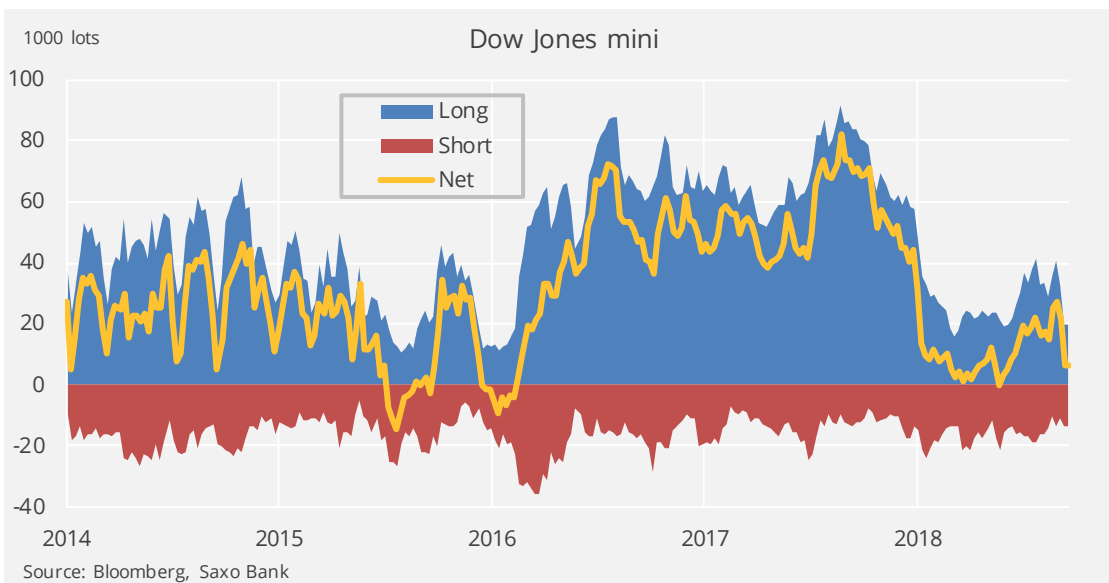
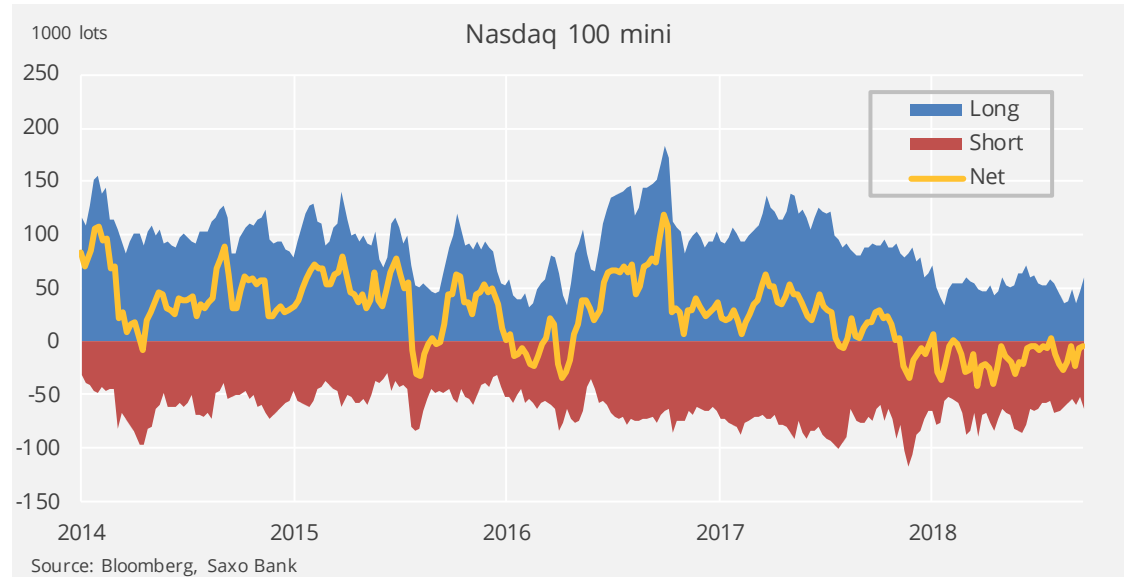
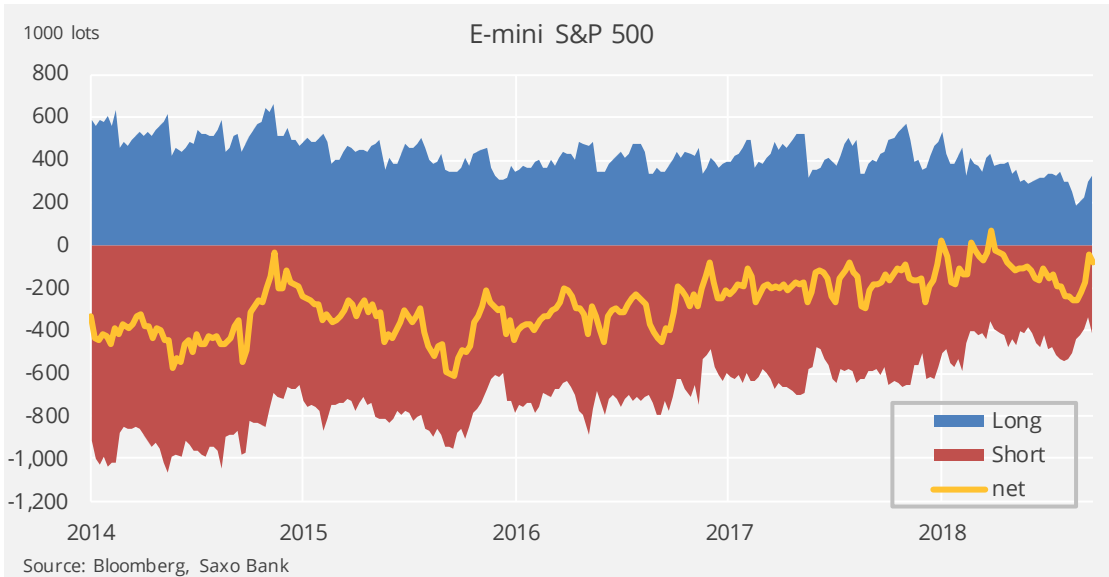
Fed Funds, Eurodollar and short duration bonds



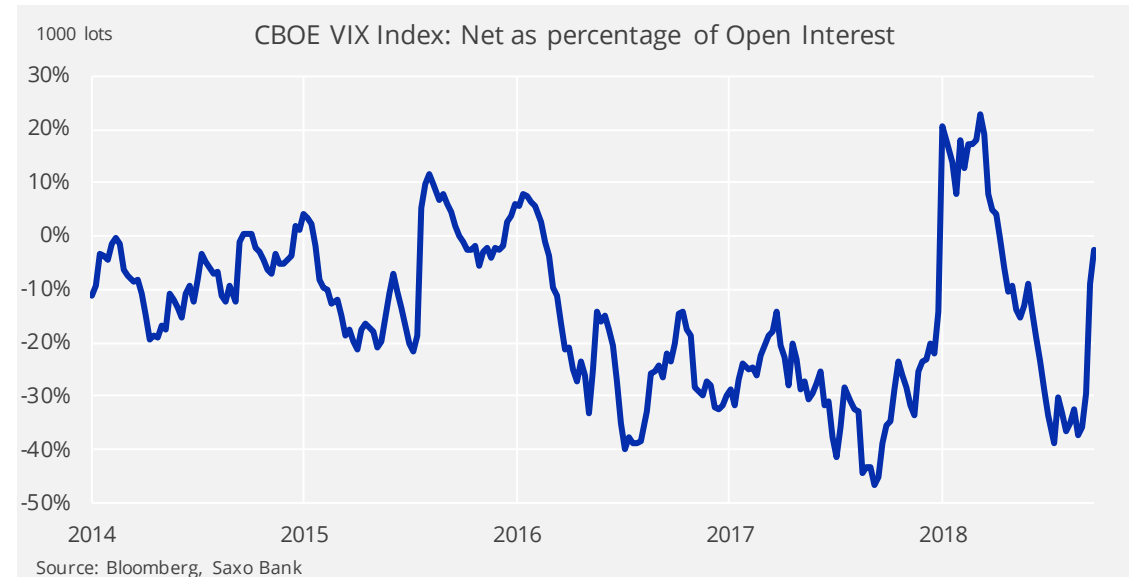
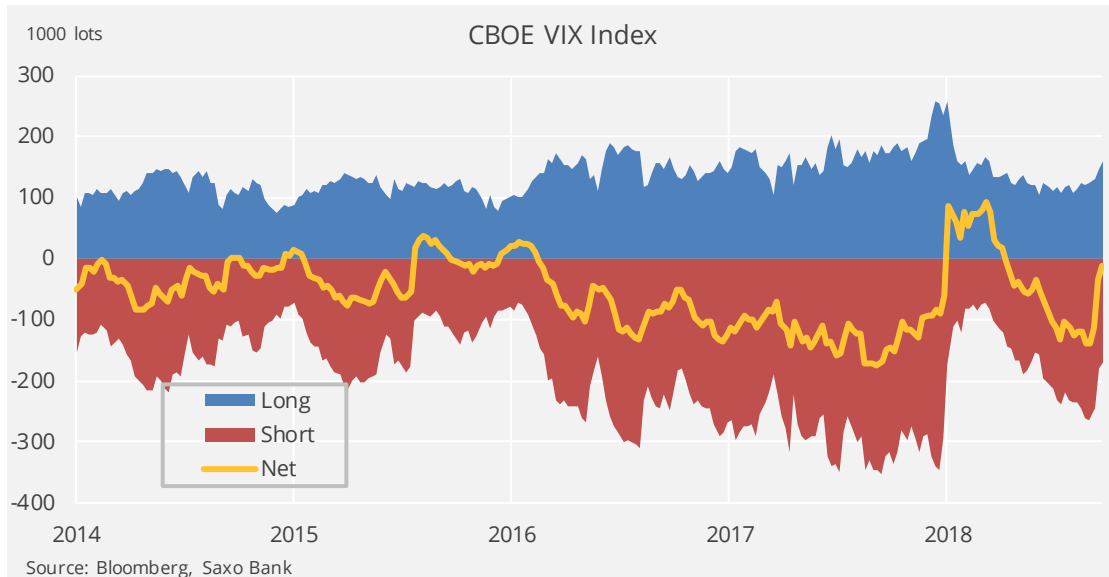
Long duration bonds



Stock Index futures



CBOE VIX Index (Non-commercial)



What is the COT report?

- The **Commitments of Traders** report is issued by the US Commodity Futures Trading Commission (CFTC)
- It is released every Friday at 15:30 Eastern time with data from the week ending the previous Tuesday
- It breaks down the open interest in futures markets where 20 or more traders hold positions
- The **Traders in Financial Futures** report separates traders into the following categories:
 - Dealer/Intermediary; Asset Manager/Institutional; **Leveraged Funds** and other reportables
- Our focus in this report is the broader based non-commercial category which comprises all of the above. The non-commercial segment includes the below and is interesting for the mentioned reasons:
 - Hedge funds, money managers, commodity trading advisors (CTA), commodity pool operators (CPO), and unregistered funds
 - The strategies may involve taking outright positions or arbitrage within and across markets
 - They are likely to have tight stops and no underlying exposure that is being hedged
 - This makes them most reactive to changes in fundamental or technical price developments
 - It provides views about major trends but also helps to decipher when a reversal is looming

Disclaimer

NON-INDEPENDENT INVESTMENT RESEARCH

None of the information contained herein constitutes an offer (or solicitation of an offer) to buy or sell any currency, product or financial instrument, to make any investment, or to participate in any particular trading strategy. This material is produced for marketing and/or informational purposes only and Saxo Bank A/S and its owners, subsidiaries and affiliates whether acting directly or through branch offices ("Saxo Bank Group") make no representation or warranty, and assume no liability, for the accuracy or completeness of the information provided herein. In providing this material Saxo Bank Group has not taken into account any particular recipient's investment objectives, special investment goals, financial situation, and specific needs and demands and nothing herein is intended as a recommendation for any recipient to invest or divest in a particular manner and Saxo Bank Group assumes no liability for any recipient sustaining a loss from trading in accordance with a perceived recommendation. All investments entail a risk and may result in both profits and losses. In particular investments in leveraged products, such as but not limited to foreign exchange, derivatives and commodities can be very speculative and profits and losses may fluctuate both violently and rapidly. Speculative trading is not suitable for all investors and all recipients should carefully consider their financial situation and consult financial advisor(s) in order to understand the risks involved and ensure the suitability of their situation prior to making any investment, divestment or entering into any transaction. Any mentioning herein, if any, of any risk may not be, and should not be considered to be, neither a comprehensive disclosure or risks nor a comprehensive description such risks. Any expression of opinion may be personal to the author and may not reflect the opinion of Saxo Bank Group and all expressions of opinion are subject to change without notice (neither prior nor subsequent).

This [website/communication] refers to past performance. Past performance is not a reliable indicator of future performance. Indications of past performance displayed on this [website/communication] will not necessarily be repeated in the future. No representation is being made that any investment will or is likely to achieve profits or losses similar to those achieved in the past, or that significant losses will be avoided.

Statements contained on this [website/communication] that are not historical facts and which may be simulated past performance or future performance data are based on current expectations, estimates, projections, opinions and beliefs of the Saxo Bank Group. Such statements involve known and unknown risks, uncertainties and other factors, and undue reliance should not be placed thereon. Additionally, this [website/communication] may contain 'forward-looking statements'. Actual events or results or actual performance may differ materially from those reflected or contemplated in such forward-looking statements.

This material is confidential and should not be copied, distributed, published or reproduced in whole or in part or disclosed by recipients to any other person. Any information or opinions in this material are not intended for distribution to, or use by, any person in any jurisdiction or country where such distribution or use would be unlawful. The information in this document is not directed at or intended for "US Persons" within the meaning of the United States Securities Act of 1933, as amended and the United States Securities Exchange Act of 1934, as amended.

If you do not wish to receive any emails from Saxo Bank Group in the future, please reply to this email with the word "UNSUBSCRIBE" in the subject header. This disclaimer is subject to Saxo Bank Group's Full Disclaimer available at [HOME.SAXO](#)

More information:

WWW.TradingFloor.com

Twitter: [#SaxoStrats](https://twitter.com/SaxoStrats)

